


SWAYLINE RESIDENCES

AA. THODDOO

PROPOSED OVERWATER VILLAS

CLIENT:



NOTES

GENERAL INFORMATION

ALL DIMENSIONS ARE IN MILLIMETERS UNLESS OTHERWISE SPECIFIED.

VERIFY ALL DIMENSIONS ON-SITE BEFORE COMMENCING CONSTRUCTION OR FABRICATION.

DRAWING STANDARDS

DRAWINGS ARE PREPARED TO SCALE AS INDICATED. DO NOT SCALE DRAWINGS. USE FIGURED DIMENSIONS ONLY.

REFER TO ARCHITECTURAL PLANS FOR DIMENSIONS AND DETAILS.

REVISIONS

ANY REVISIONS TO THE DRAWINGS WILL BE INDICATED IN THE REVISION BLOCK. ENSURE TO USE THE LATEST ISSUE OF THE DRAWINGS.

COMPLIANCE

CONSTRUCTION MUST COMPLY WITH ALL RELEVANT LOCAL BUILDING CODES, STANDARDS, AND REGULATIONS.



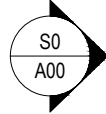


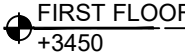
NOTES AND SYMBOLS

REFER TO THE LEGEND AND KEYNOTES FOR SYMBOLS AND ABBREVIATIONS USED IN THE DRAWINGS.


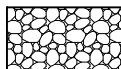



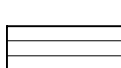



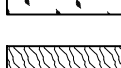

DOCUMENTATION

THIS DRAWING SET INCLUDES ARCHITECTURAL PLANS, ELEVATIONS, SECTIONS, DETAILS, AND SCHEDULES REQUIRED FOR THE PROJECT.

DRAWING SYMBOLS

| | |
|---|--------------------|
|  | DOOR LABEL |
|  | WINDOW LABEL |
|  | SECTION SYMBOL |
|  | ELEVATION SYMBOL |
|  | DETAIL SYMBOL |
|  | FLOOR LEVEL SYMBOL |















HATCHES

| | |
|---|----------------|
|  | GROUND A |
|  | GROUND B |
|  | WALL A |
|  | WALL B |
|  | STEEL COLUMN |
|  | WOODEN DECKING |
|  | ROOFING SHEET |
|  | GLASS A |
|  | GLASS B |
|  | WOOD |
|  | INSULATION |

CONTENTS

| | |
|----------------------|-----|
| LOCATION / SITE PLAN | G02 |
| GROUND FLOOR PLAN | A03 |
| FIRST FLOOR PLAN | A04 |
| SECOND FLOOR PLAN | A05 |
| ROOF PLAN | A06 |
| ELEVATION 1 | A07 |
| ELEVATION 2 | A08 |
| SECTION 1 | A09 |
| SECTION 2 | A10 |
| PLAN DETAIL D1 | A11 |
| D1 SECTION 1 | A12 |
| D1 SECTION 2 | A13 |
| D1 ELEVATION 1 | A14 |
| D1 ELEVATION 2 | A15 |
| D1 DETAILS | A16 |
| ASSEMBLY DRAWING | A17 |

LINE WEIGHTS

| | |
|---|-------------|
|  | GROUND |
|  | WALL_a |
|  | WALL_b |
|  | Window_a |
|  | Window_b |
|  | Furniture |
|  | Hatch |
|  | Title Bar |
|  | Annotations |
|  | Grid |
|  | No Print |
|  | Dash line_a |
|  | Dash line_b |
|  | Dash line_c |

INDEX PAGE

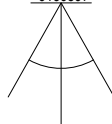
GENERAL NOTES
 - Do not scale the drawings.
 - All dimensions are in millimeters unless noted otherwise.
 - All dimensions are indicative, and must be confirmed at the site by the contractor.

| DESCRIPTION |
|-------------|
| |

| ADDITIONAL NOTES |
|------------------|
| |

| |
|-------------------------------------|
| CLIENT MR. HANEEF |
| PROJECT NAME SWAYLINE RESIDENCES |
| LOCATION AA. THODDOO |
| DRAWING TITLE INDEX PAGE |

| | | |
|--|------------------|------------|
| ARCHITECTURAL COMMUNICATION V (ARC303) | | |
| AHMED ANOOF IBRAHIM (S082056) | | |
| DRAWN BY ANOOF | DESIGN BY | CHECKED BY |
| DISCIPLINE GENERAL | SHEET SIZE A3 | SCALE |

| |
|---|
| 9139897 |
|  |
| anoofa1526@gmail.com |

| |
|--------------------|
| PAGE NUMBER G01 |
|--------------------|

GENERAL NOTES
 - Do not scale the drawings.
 - All dimensions are in millimeters unless noted otherwise.
 - All dimensions are indicative, and must be confirmed at the site by the contractor.

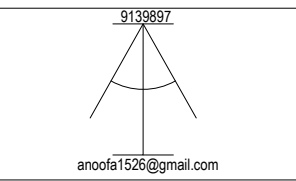
DESCRIPTION

ADDITIONAL NOTES

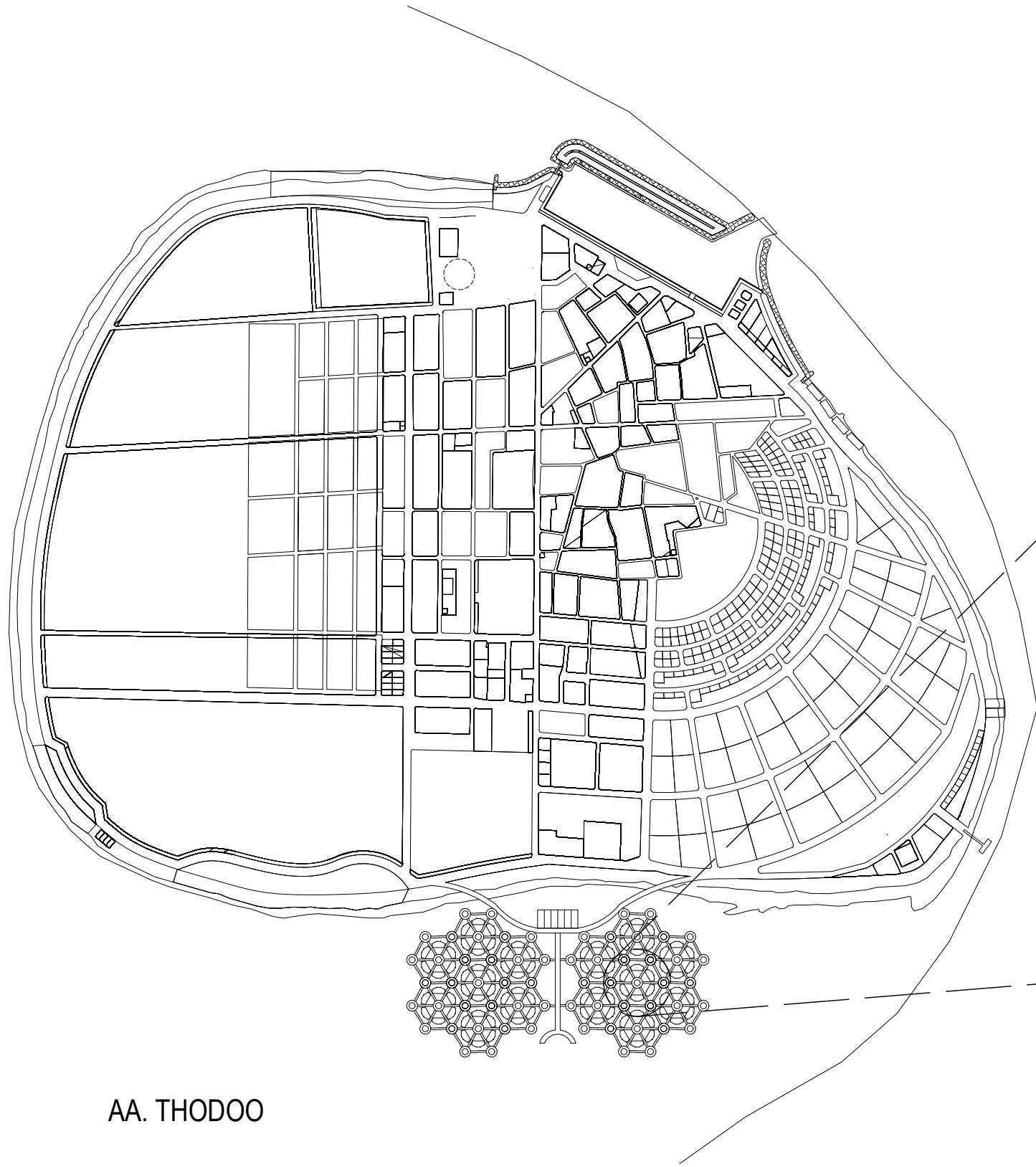
CLIENT
MR. HANEEF
 PROJECT NAME
SWAYLINE RESIDENCES
 LOCATION
AA. THODDOO
 DRAWING TITLE
LOCATION & SITE PLAN

ARCHITECTURAL COMMUNICATION V (ARC303)
AHMED ANOOF IBRAHIM
 (S082056)

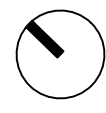
| | | |
|-----------------------------|------------------|------------|
| DRAWN BY ANOOF | DESIGN BY | CHECKED BY |
| DISCIPLINE ARCHITECTURAL | SHEET SIZE A3 | SCALE |

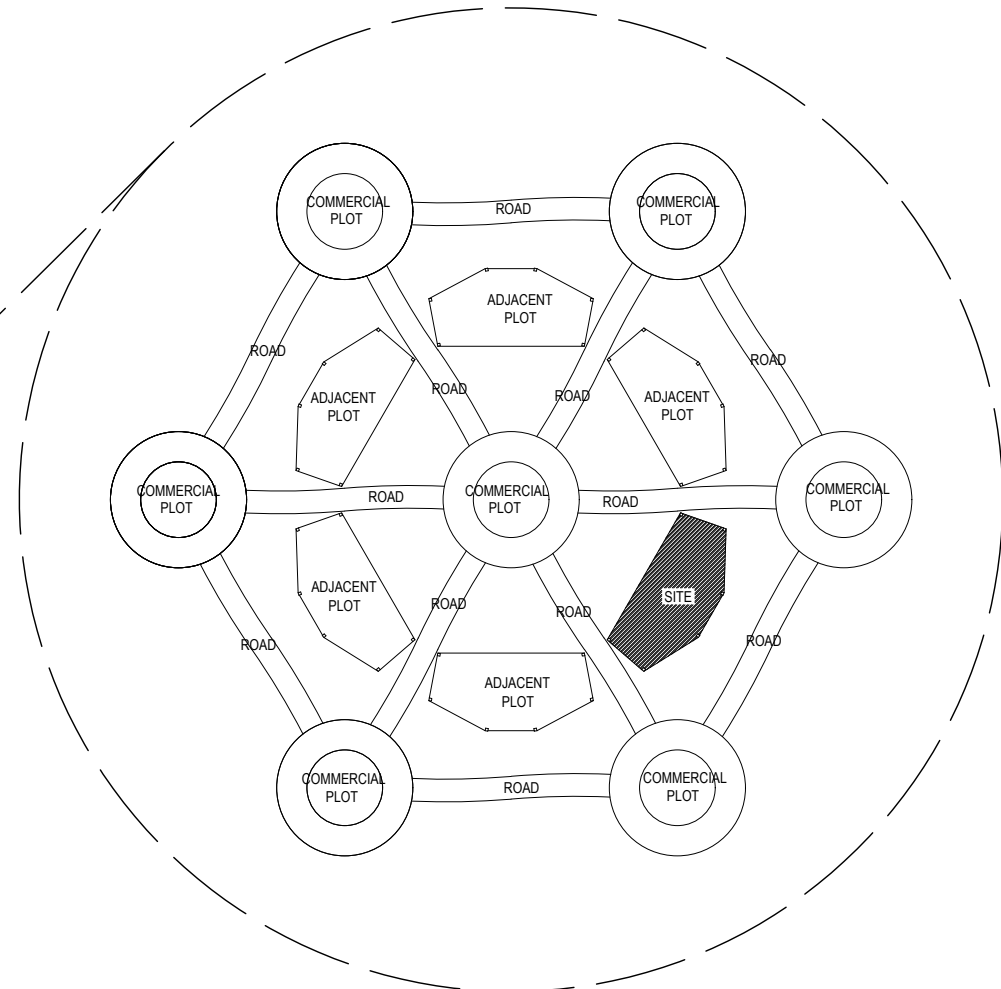


PAGE NUMBER
G02

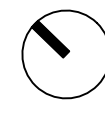


AA. THODDOO

 LOCATION PLAN
 SCALE 1:9000



| | SQFT |
|-----------------|---------|
| PLOT AREA | 3000 |
| FOOTPRINT AREA | 1988.55 |
| OPEN SPACE AREA | 1011.45 |

 SITE PLAN
 SCALE 1:1000

GENERAL NOTES
 - Do not scale the drawings.
 - All dimensions are in millimeters unless noted otherwise.
 - All dimensions are indicative, and must be confirmed at the site by the contractor.

DESCRIPTION

ADDITIONAL NOTES

CLIENT
 MR. HANEEF
 PROJECT NAME
 SWAYLINE RESIDENCES
 LOCATION
 AA. THODDOO
 DRAWING TITLE
 GROUND FLOOR PLAN

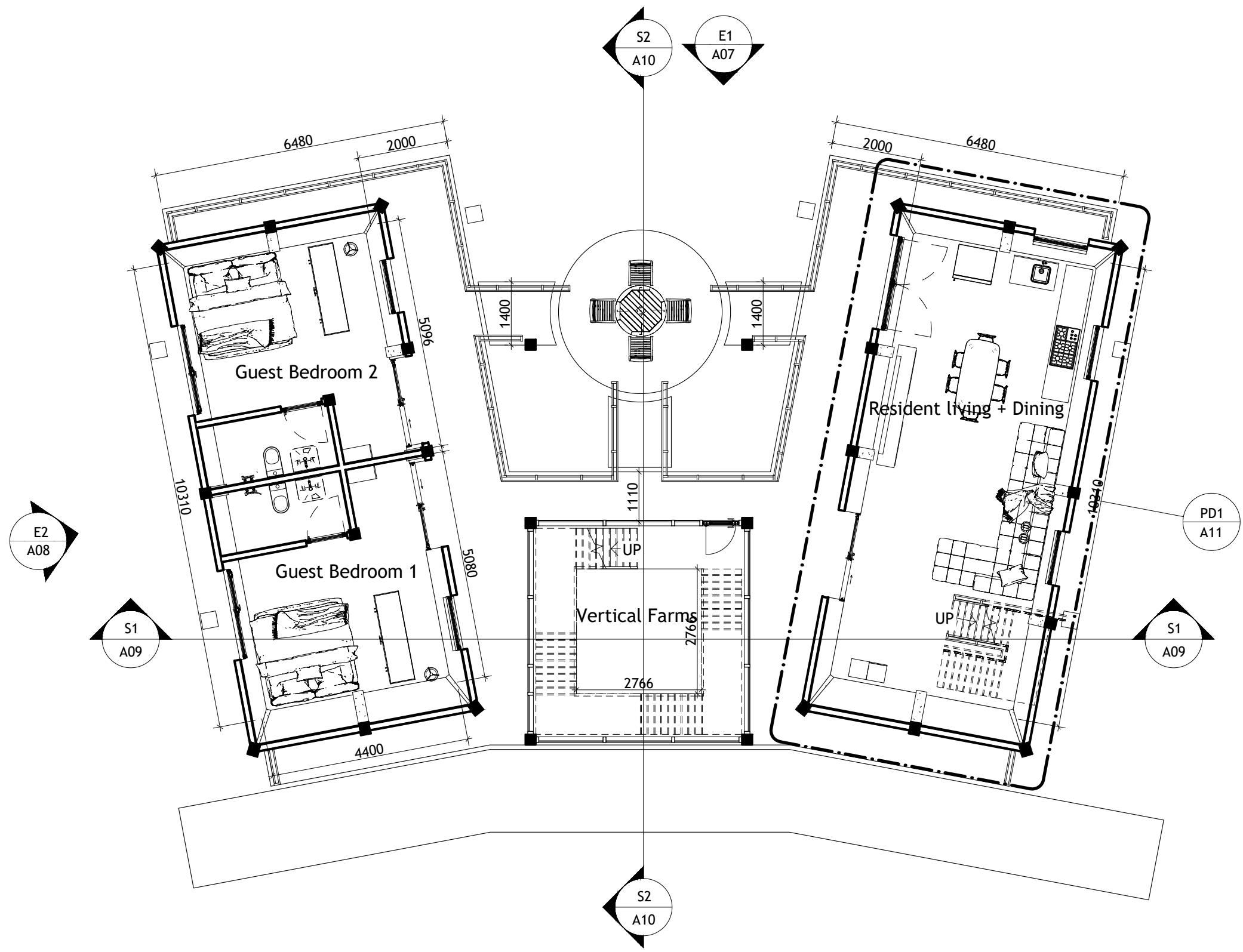
ARCHITECTURAL COMMUNICATION V (ARC303)
 AHMED ANOOF IBRAHIM
 (S082056)

| | | |
|-----------------------|------------------|--------------|
| DRAWN BY ANOOF | DESIGN BY | CHECKED BY |
| DISCIPLINE GENERAL | SHEET SIZE A3 | SCALE 100 |

9139897

 anoofa1526@gmail.com

PAGE NUMBER
A03



GROUND FLOOR PLAN
 SCALE 1:100

GENERAL NOTES
 - Do not scale the drawings.
 - All dimensions are in millimeters unless noted otherwise.
 - All dimensions are indicative, and must be confirmed at the site by the contractor.

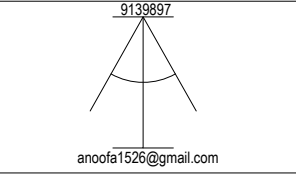
DESCRIPTION

ADDITIONAL NOTES

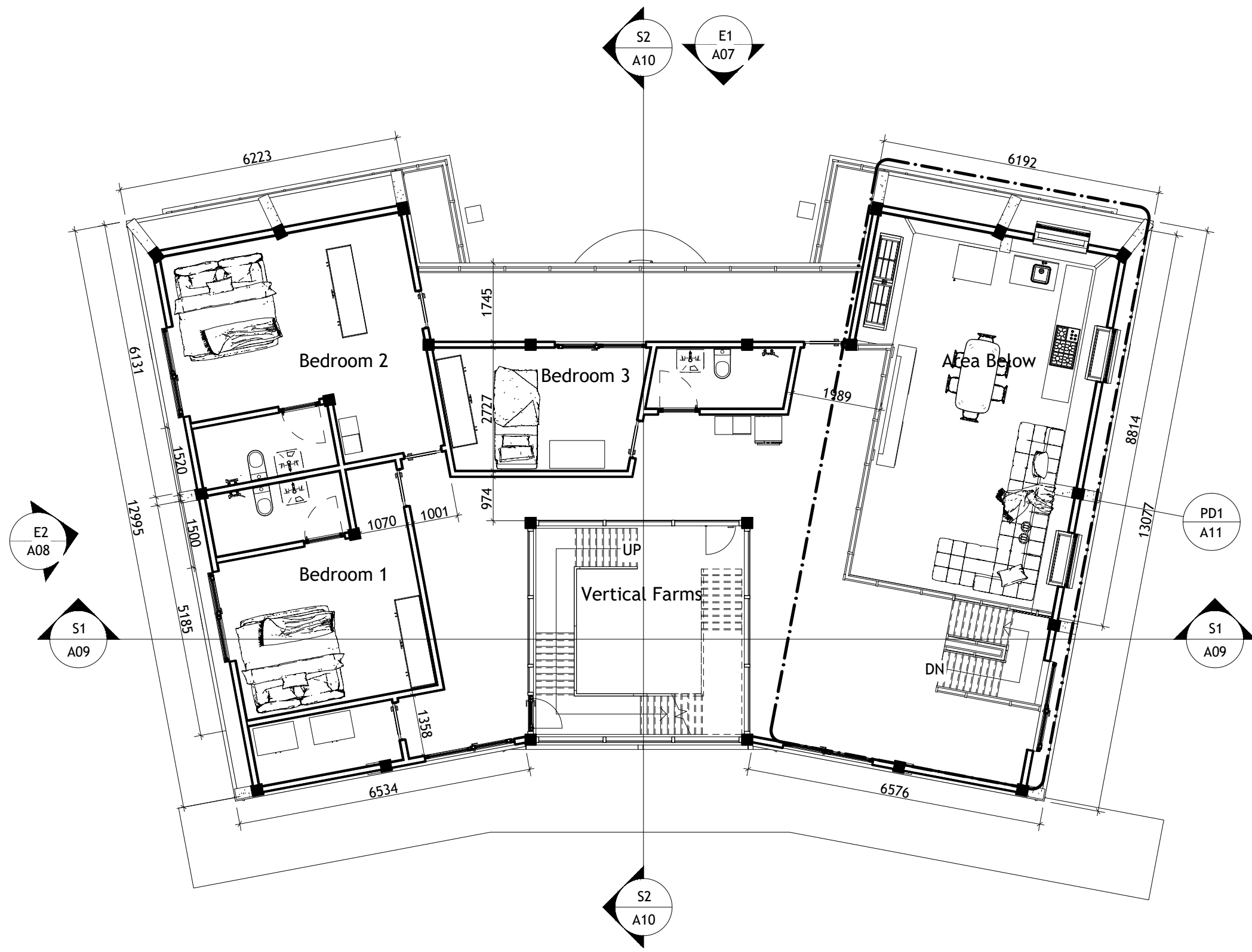
CLIENT
 MR. HANEEF
 PROJECT NAME
 SWAYLINE RESIDENCES
 LOCATION
 AA. THODDOO
 DRAWING TITLE
 FIRST FLOOR PLAN

ARCHITECTURAL COMMUNICATION V (ARC303)
 AHMED ANOOF IBRAHIM
 (S082056)

| | | |
|-----------------------|------------------|--------------|
| DRAWN BY ANOOF | DESIGN BY | CHECKED BY |
| DISCIPLINE GENERAL | SHEET SIZE A3 | SCALE 100 |



PAGE NUMBER
A04



FIRST FLOOR PLAN
 SCALE 1:100

GENERAL NOTES
 - Do not scale the drawings.
 - All dimensions are in millimeters unless noted otherwise.
 - All dimensions are indicative, and must be confirmed at the site by the contractor.

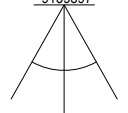
DESCRIPTION

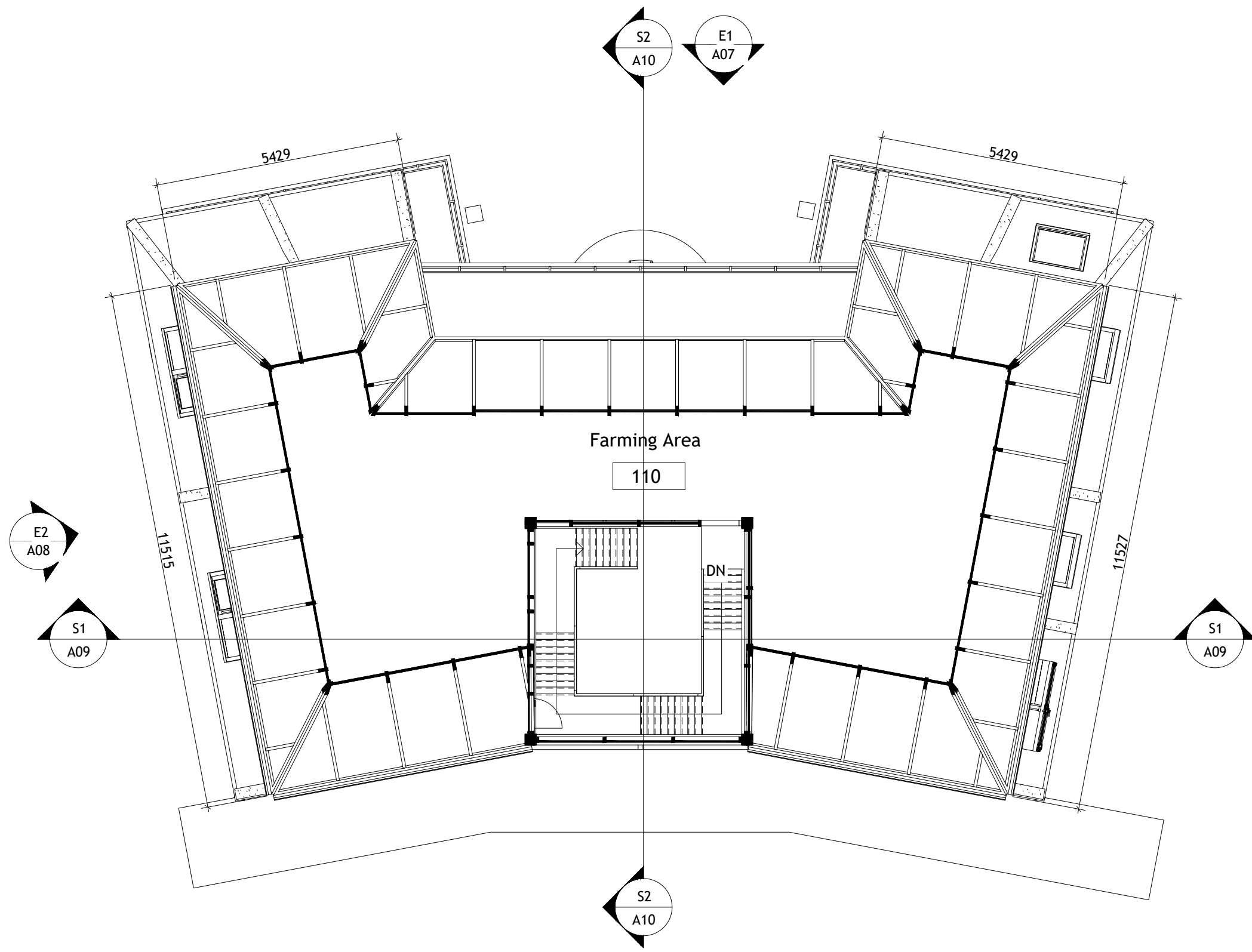
ADDITIONAL NOTES


CLIENT
 MR. HANEEF
 PROJECT NAME
 SWAYLINE RESIDENCES
 LOCATION
 AA. THODDOO
 DRAWING TITLE
 SECOND FLOOR PLAN

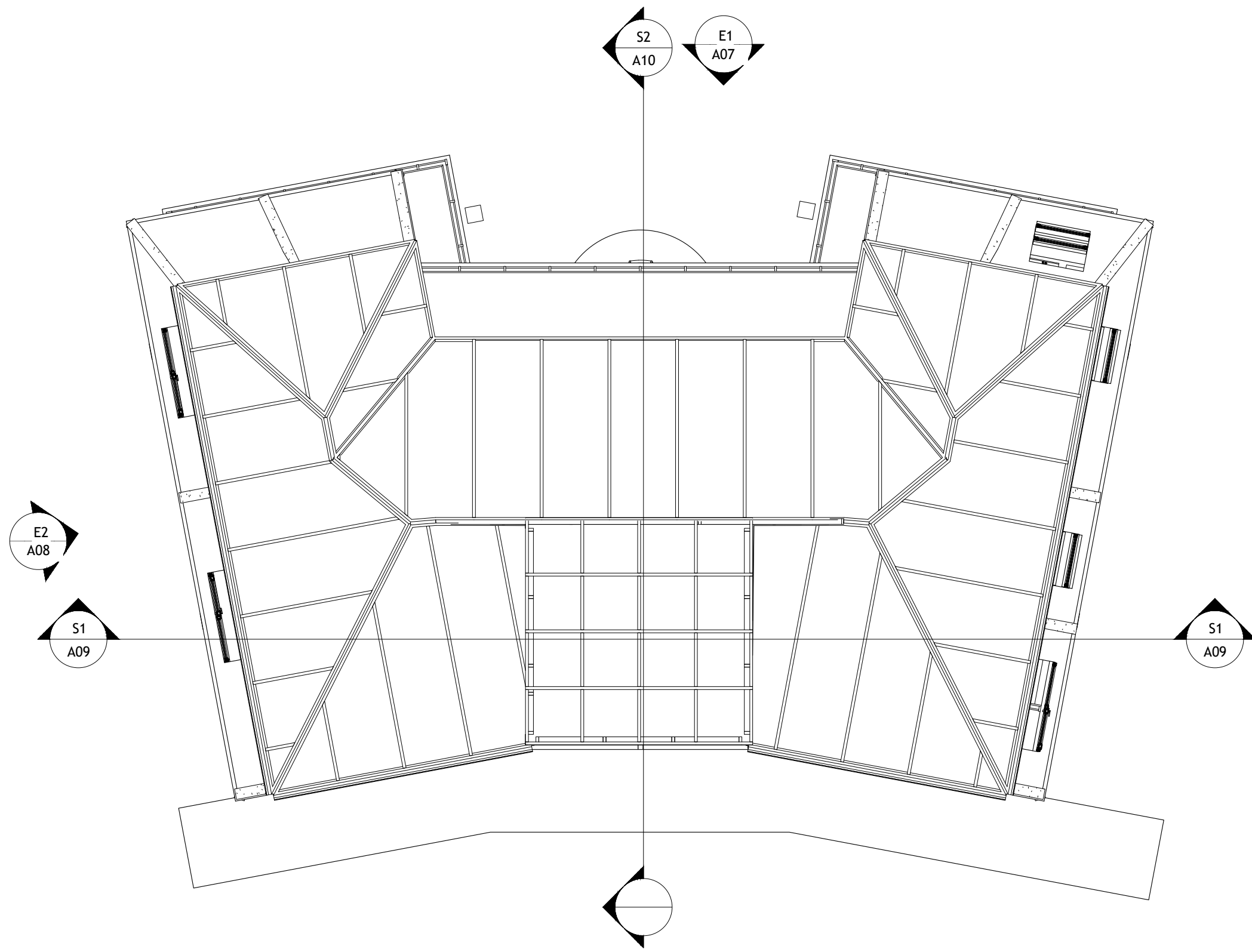
ARCHITECTURAL COMMUNICATION V (ARC303)
 AHMED ANOOF IBRAHIM
 (S082056)

| | | |
|-----------------------|------------------|--------------|
| DRAWN BY ANOOF | DESIGN BY | CHECKED BY |
| DISCIPLINE GENERAL | SHEET SIZE A3 | SCALE 100 |

9139897

 anoofa1526@gmail.com



 SECOND FLOOR PLAN
 SCALE 1:100



ROOF PLAN
SCALE 1:100

GENERAL NOTES
 - Do not scale the drawings.
 - All dimensions are in millimeters unless noted otherwise.
 - All dimensions are indicative, and must be confirmed at the site by the contractor.

DESCRIPTION

ADDITIONAL NOTES

CLIENT
 MR. HANEEF
 PROJECT NAME
 SWAYLINE RESIDENCES
 LOCATION
 AA. THODDOO
 DRAWING TITLE
 ROOF PLAN

ARCHITECTURAL COMMUNICATION V (ARC303)
 AHMED ANOOF IBRAHIM
 (S082056)

| | | |
|-----------------------|------------------|--------------|
| DRAWN BY ANOOF | DESIGN BY | CHECKED BY |
| DISCIPLINE GENERAL | SHEET SIZE A3 | SCALE 100 |

9139897

 anoofa1526@gmail.com

PAGE NUMBER
 A06

GENERAL NOTES
 - Do not scale the drawings.
 - All dimensions are in millimeters unless noted otherwise.
 - All dimensions are indicative, and must be confirmed at the site by the contractor.

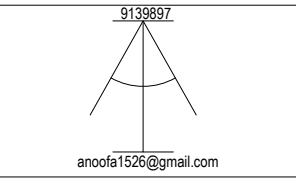
DESCRIPTION

ADDITIONAL NOTES

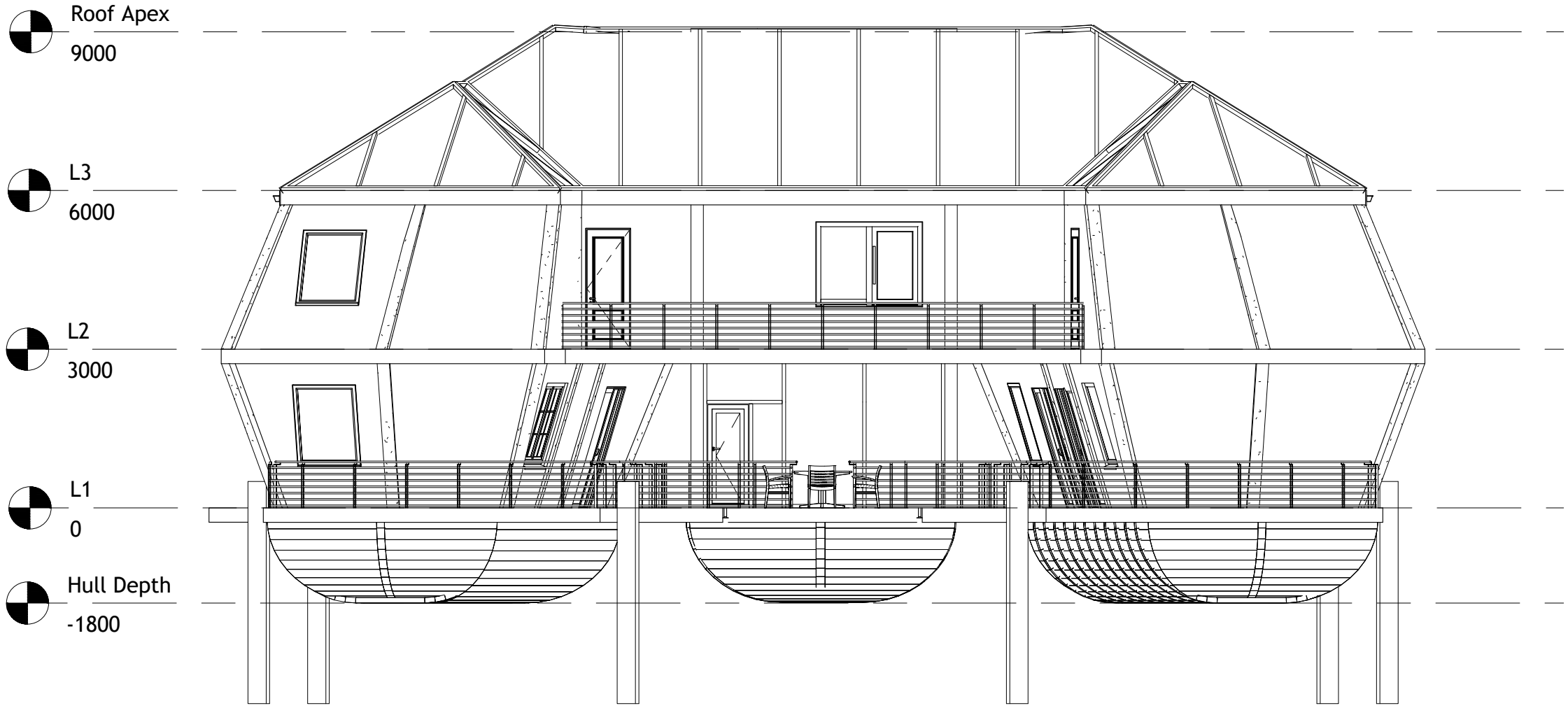
CLIENT
 MR. HANEEF
 PROJECT NAME
 SWAYLINE RESIDENCES
 LOCATION
 AA. THODDOO
 DRAWING TITLE
 ELEVATION 1

ARCHITECTURAL COMMUNICATION V (ARC303)
 AHMED ANOOF IBRAHIM
 (S082056)

| | | |
|-----------------------|------------------|--------------|
| DRAWN BY ANOOF | DESIGN BY | CHECKED BY |
| DISCIPLINE GENERAL | SHEET SIZE A3 | SCALE 100 |



PAGE NUMBER
A07



ELEVATION 1
 SCALE 1:100

GENERAL NOTES
 - Do not scale the drawings.
 - All dimensions are in millimeters unless noted otherwise.
 - All dimensions are indicative, and must be confirmed at the site by the contractor.

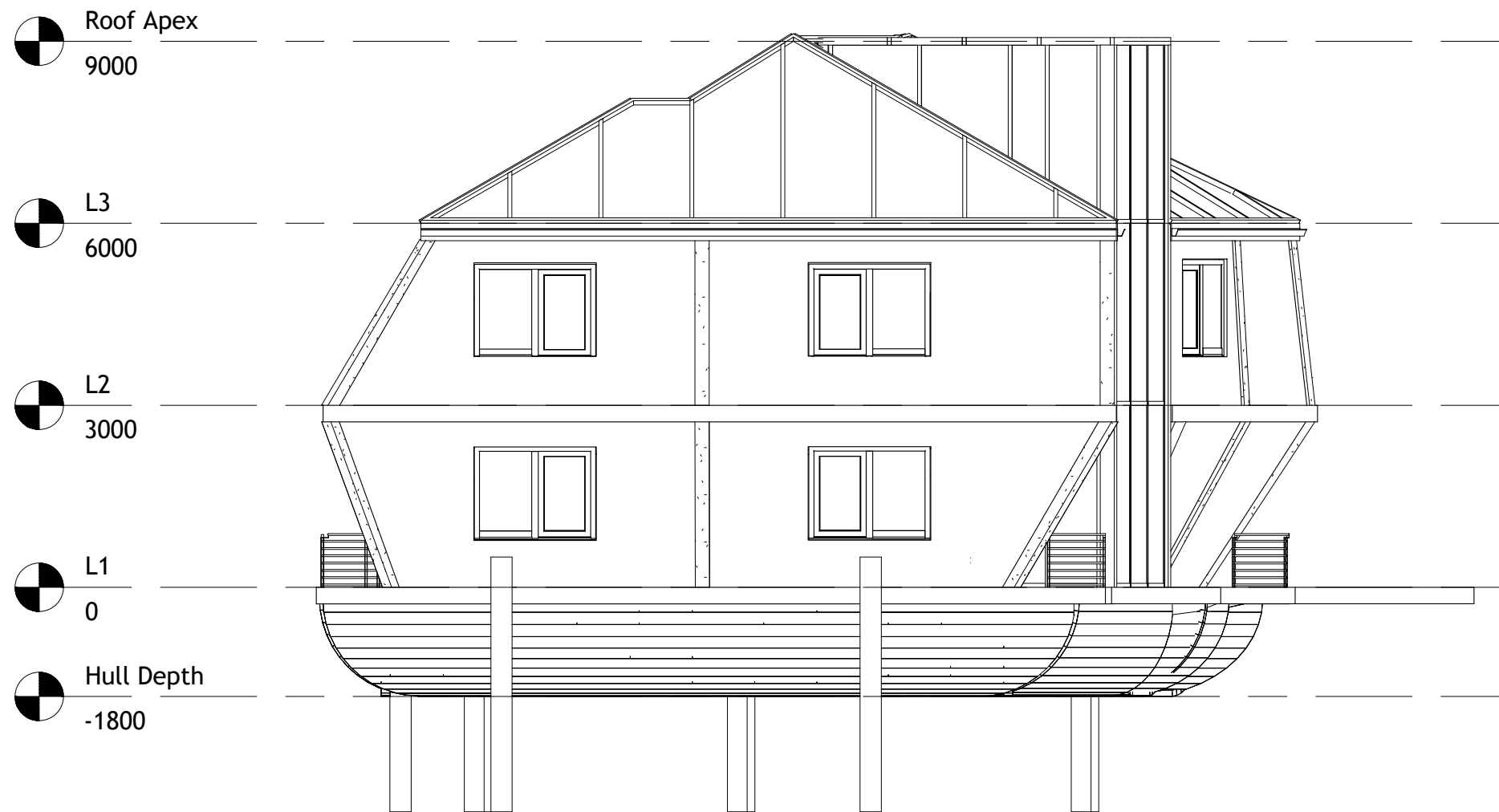
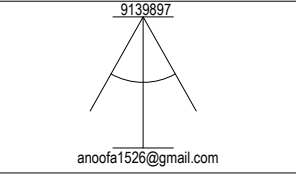
DESCRIPTION

ADDITIONAL NOTES

CLIENT
 MR. HANEEF
 PROJECT NAME
 SWAYLINE RESIDENCES
 LOCATION
 AA. THODDOO
 DRAWING TITLE
 ELEVATION 2

ARCHITECTURAL COMMUNICATION V (ARC303)
 AHMED ANOOF IBRAHIM
 (S082056)

| | | |
|-----------------------|------------------|--------------|
| DRAWN BY ANOOF | DESIGN BY | CHECKED BY |
| DISCIPLINE GENERAL | SHEET SIZE A3 | SCALE 100 |



ELEVATION 2
 SCALE 1:100

PAGE NUMBER

A08

GENERAL NOTES
 - Do not scale the drawings.
 - All dimensions are in millimeters unless noted otherwise.
 - All dimensions are indicative, and must be confirmed at the site by the contractor.

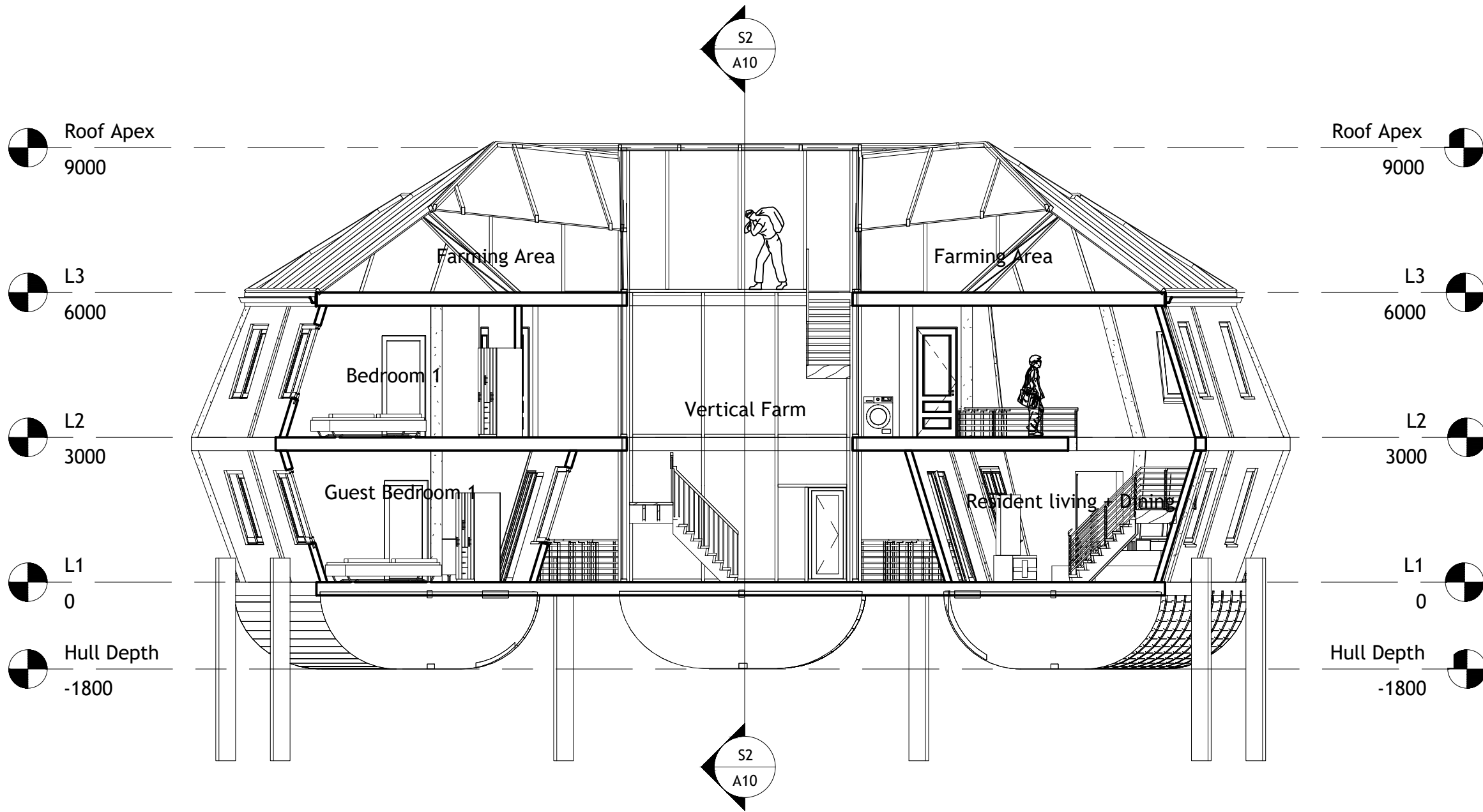
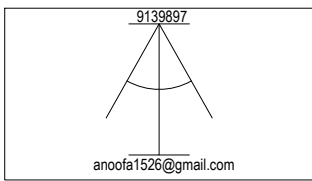
DESCRIPTION

ADDITIONAL NOTES

CLIENT
 MR. HANEEF
 PROJECT NAME
 SWAYLINE RESIDENCES
 LOCATION
 AA. THODDOO
 DRAWING TITLE
 SECTION 1

ARCHITECTURAL COMMUNICATION V (ARC303)
 AHMED ANOOF IBRAHIM
 (S082056)

| | | |
|-----------------------|------------------|--------------|
| DRAWN BY ANOOF | DESIGN BY | CHECKED BY |
| DISCIPLINE GENERAL | SHEET SIZE A3 | SCALE 100 |



SECTION 1
 SCALE 1:100

GENERAL NOTES
 - Do not scale the drawings.
 - All dimensions are in millimeters unless noted otherwise.
 - All dimensions are indicative, and must be confirmed at the site by the contractor.

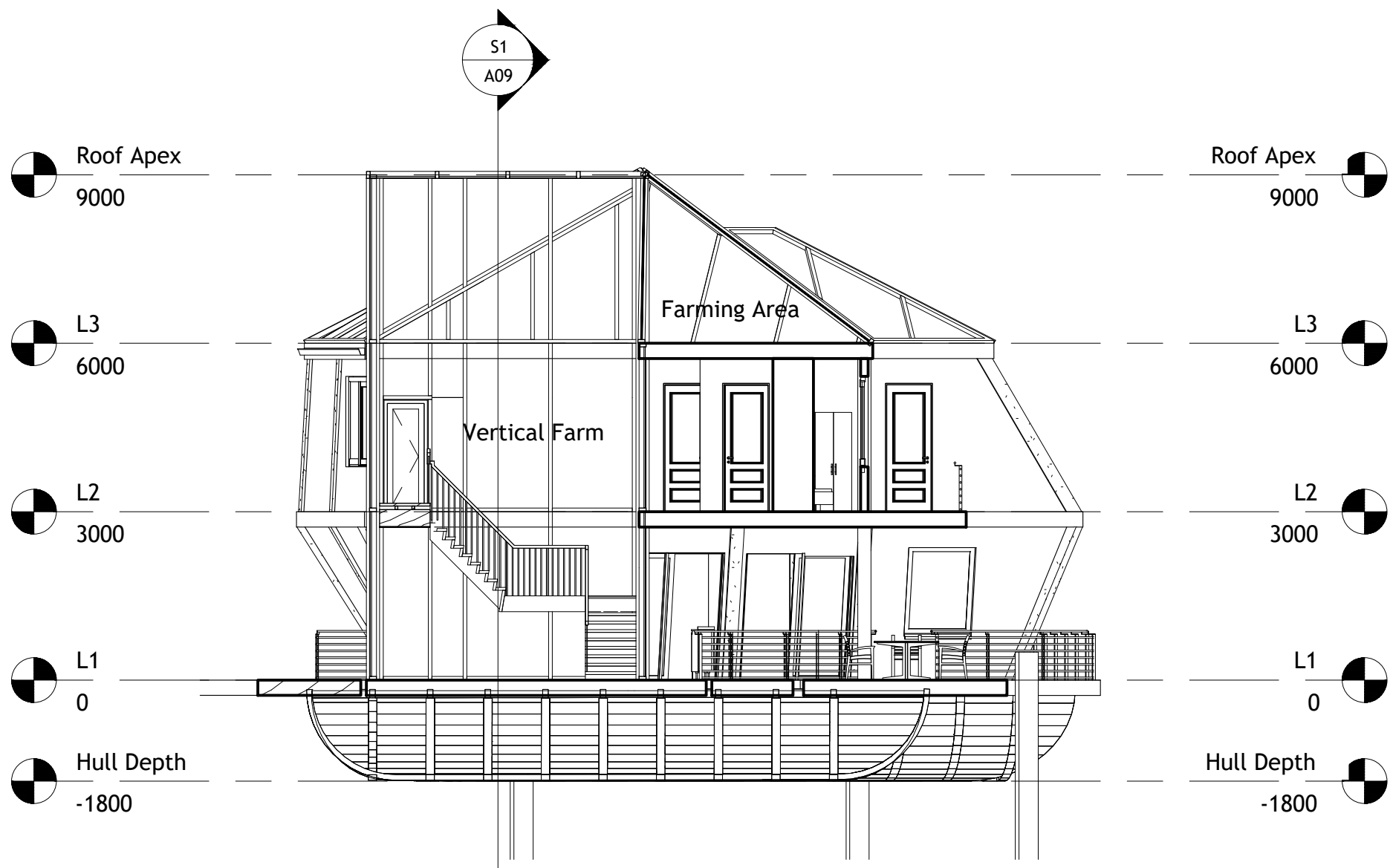
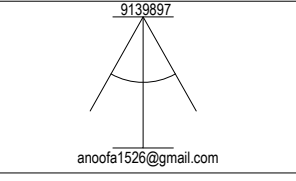
DESCRIPTION

ADDITIONAL NOTES

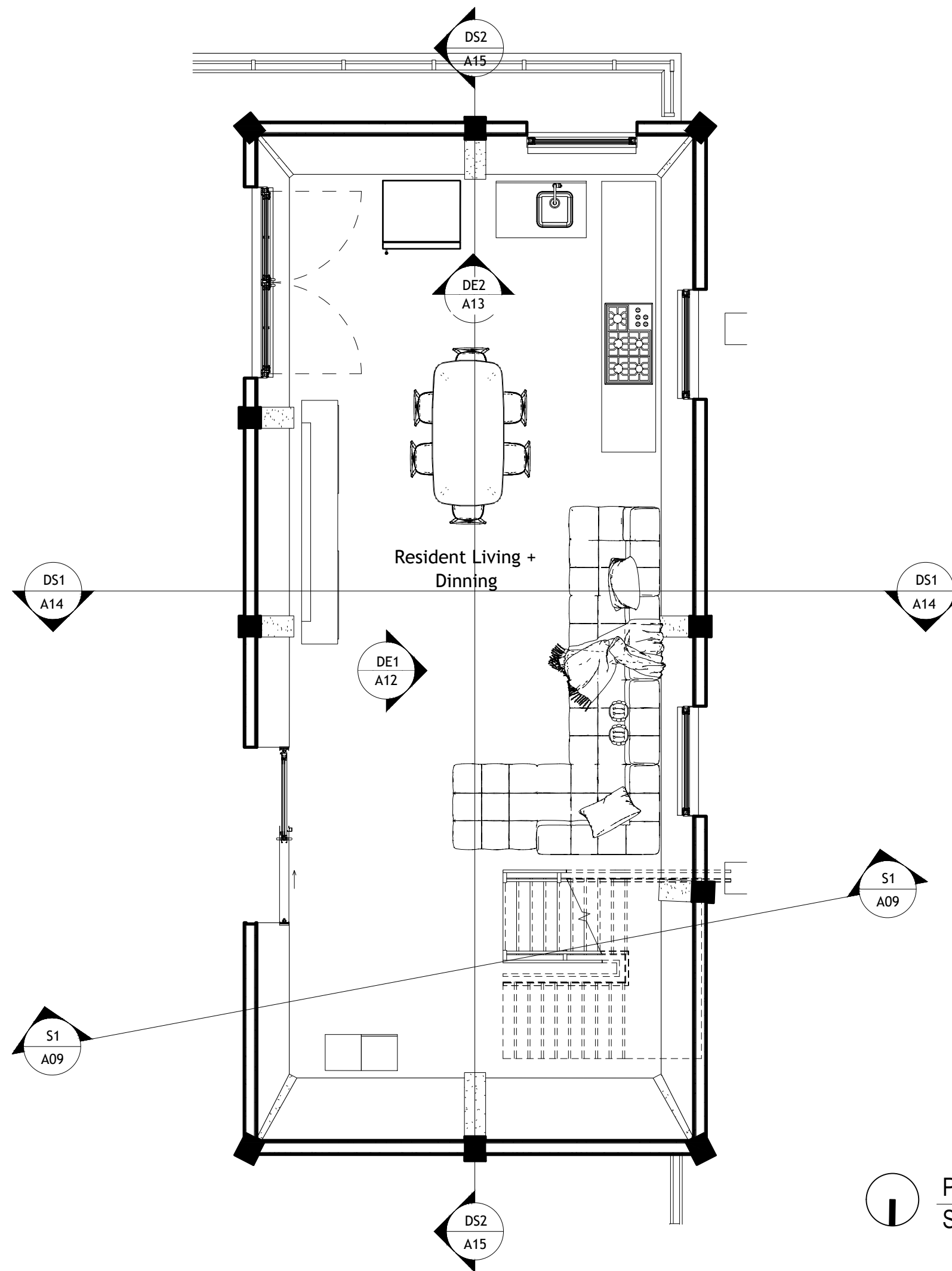
CLIENT
 MR. HANEEF
 PROJECT NAME
 SWAYLINE RESIDENCES
 LOCATION
 AA. THODDOO
 DRAWING TITLE
 SECTION 2

ARCHITECTURAL COMMUNICATION V (ARC303)
 AHMED ANOOF IBRAHIM
 (S082056)


| | | |
|-----------------------|------------------|--------------|
| DRAWN BY ANOOF | DESIGN BY | CHECKED BY |
| DISCIPLINE GENERAL | SHEET SIZE A3 | SCALE 100 |



SECTION 2
 SCALE 1:100



Resident Living +
Dinning



PLAN DETAIL D1
SCALE 1:50

GENERAL NOTES
 - Do not scale the drawings.
 - All dimensions are in millimeters unless noted otherwise.
 - All dimensions are indicative, and must be confirmed at the site by the contractor.

DESCRIPTION

ADDITIONAL NOTES

CLIENT
MR. HANEEF

PROJECT NAME
SWAYLINE RESIDENCES

LOCATION
AA. THODDOO

DRAWING TITLE
PLAN DETAIL D1

ARCHITECTURAL COMMUNICATION V (ARC303)
 AHMED ANOOF IBRAHIM
 (S082056)

| | | |
|-----------------------|------------------|-------------|
| DRAWN BY ANOOF | DESIGN BY | CHECKED BY |
| DISCIPLINE GENERAL | SHEET SIZE A3 | SCALE 50 |

9139897

anooofa1526@gmail.com

PAGE NUMBER
A11

GENERAL NOTES
 - Do not scale the drawings.
 - All dimensions are in millimeters unless noted otherwise.
 - All dimensions are indicative, and must be confirmed at the site by the contractor.

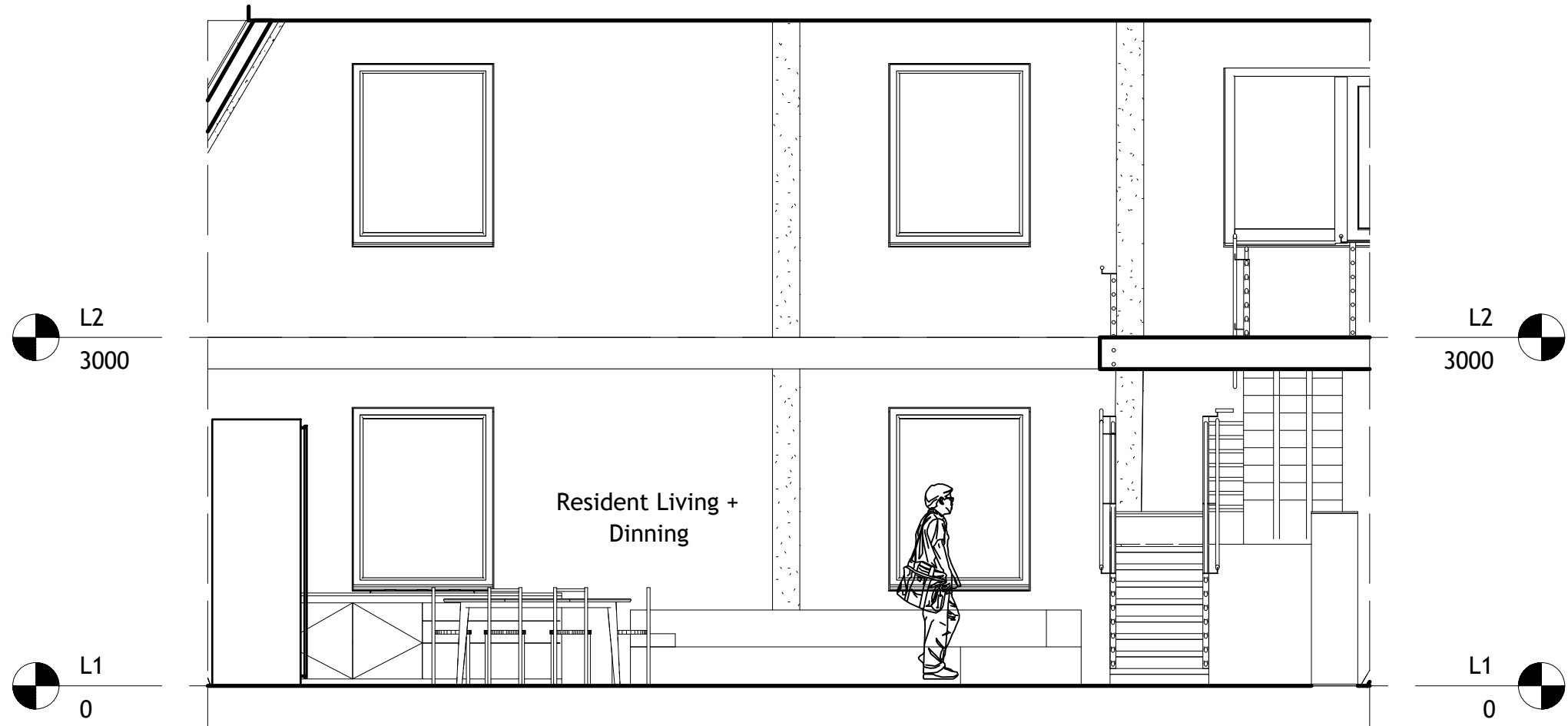
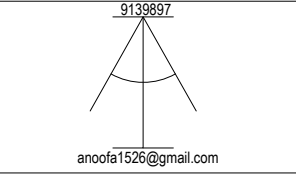
DESCRIPTION

ADDITIONAL NOTES

CLIENT
 MR. HANEEF
 PROJECT NAME
 SWAYLINE RESIDENCES
 LOCATION
 AA. THODDOO
 DRAWING TITLE
 D1 ELEVATION 1

ARCHITECTURAL COMMUNICATION V (ARC303)
 AHMED ANOOF IBRAHIM
 (S082056)

| | | |
|-----------------------|------------------|-------------|
| DRAWN BY ANOOF | DESIGN BY | CHECKED BY |
| DISCIPLINE GENERAL | SHEET SIZE A3 | SCALE 50 |



D1 ELEVATION 1
 SCALE 1:50

GENERAL NOTES
 - Do not scale the drawings.
 - All dimensions are in millimeters unless noted otherwise.
 - All dimensions are indicative, and must be confirmed at the site by the contractor.

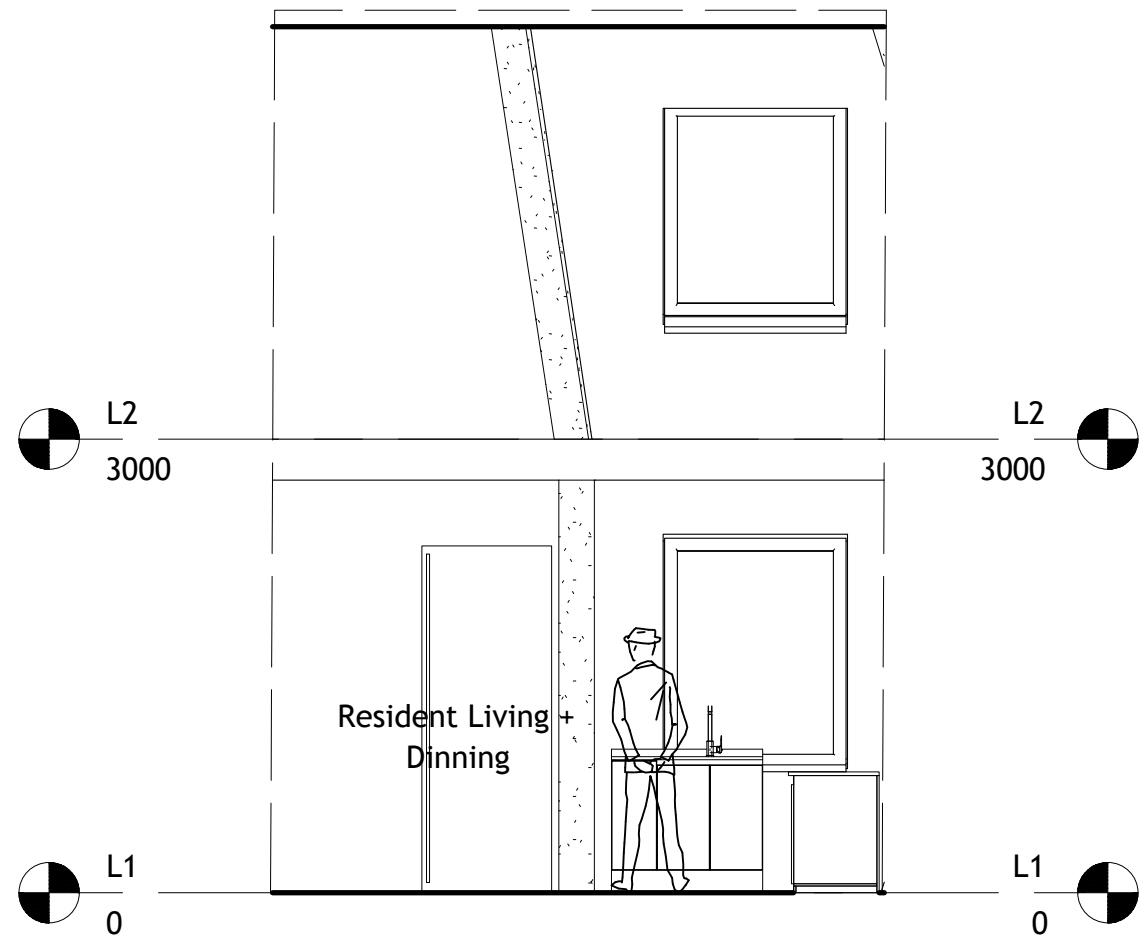
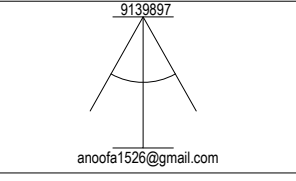
DESCRIPTION

ADDITIONAL NOTES

CLIENT
 MR. HANEEF
 PROJECT NAME
 SWAYLINE RESIDENCES
 LOCATION
 AA. THODDOO
 DRAWING TITLE
 D1 ELEVATION 2

ARCHITECTURAL COMMUNICATION V (ARC303)
 AHMED ANOOF IBRAHIM
 (S082056)

| | | |
|-----------------------|------------------|-------------|
| DRAWN BY ANOOF | DESIGN BY | CHECKED BY |
| DISCIPLINE GENERAL | SHEET SIZE A3 | SCALE 50 |



D1 ELEVATION 2
 SCALE 1:50

GENERAL NOTES
 - Do not scale the drawings.
 - All dimensions are in millimeters unless noted otherwise.
 - All dimensions are indicative, and must be confirmed at the site by the contractor.

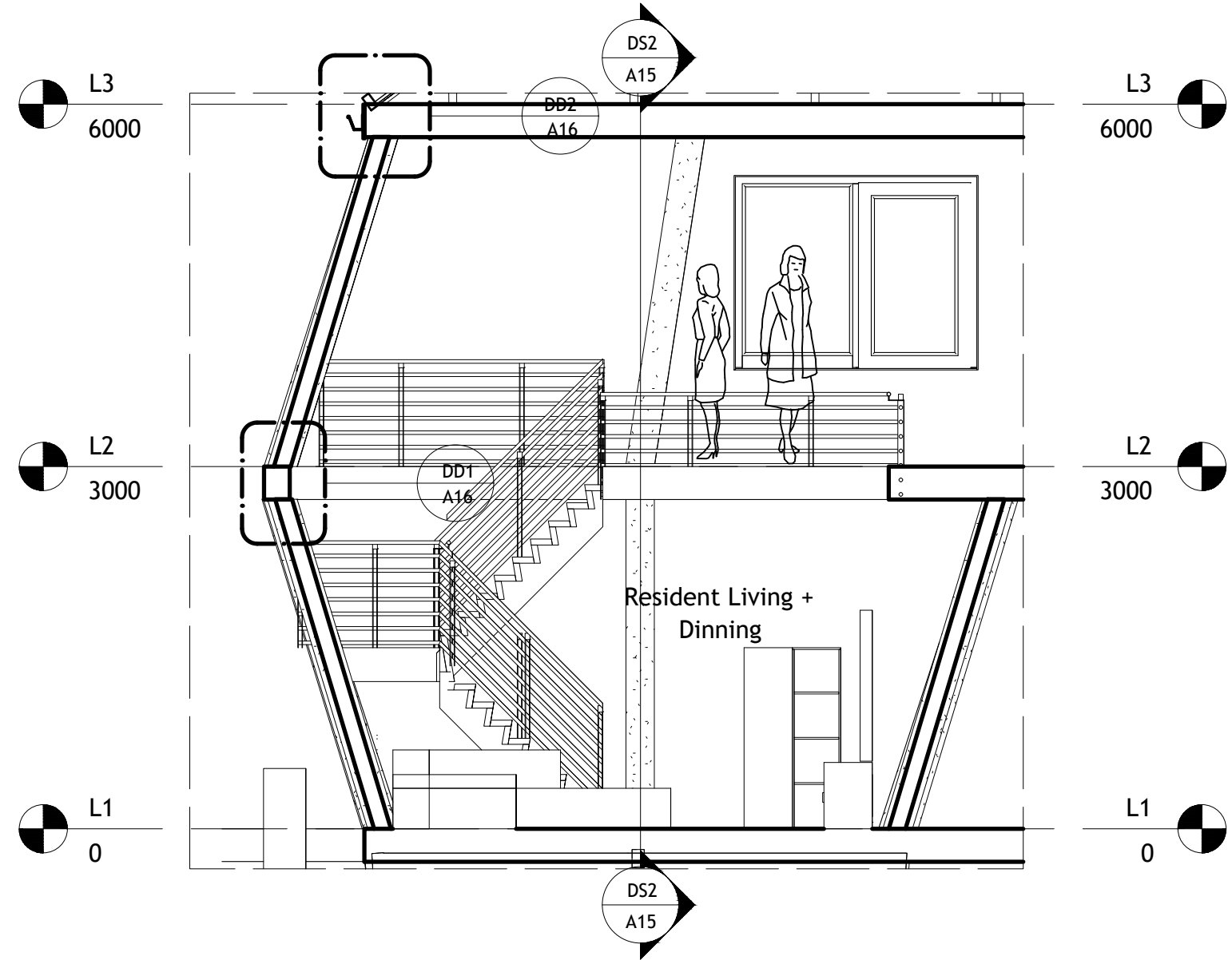
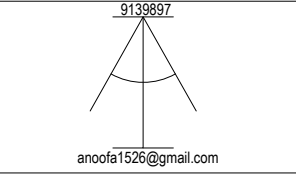
DESCRIPTION

ADDITIONAL NOTES

CLIENT
 MR. HANEEF
 PROJECT NAME
 SWAYLINE RESIDENCES
 LOCATION
 AA. THODDOO
 DRAWING TITLE
 D1 SECTION 1

ARCHITECTURAL COMMUNICATION V (ARC303)
 AHMED ANOOF IBRAHIM
 (S082056)

| | | |
|-----------------------|------------------|-------------|
| DRAWN BY ANOOF | DESIGN BY | CHECKED BY |
| DISCIPLINE GENERAL | SHEET SIZE A3 | SCALE 50 |



D1 SECTION 1
 SCALE 1:50

GENERAL NOTES
 - Do not scale the drawings.
 - All dimensions are in millimeters unless noted otherwise.
 - All dimensions are indicative, and must be confirmed at the site by the contractor.

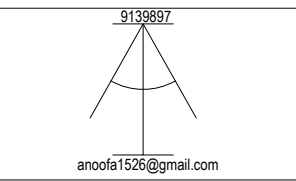
DESCRIPTION

ADDITIONAL NOTES

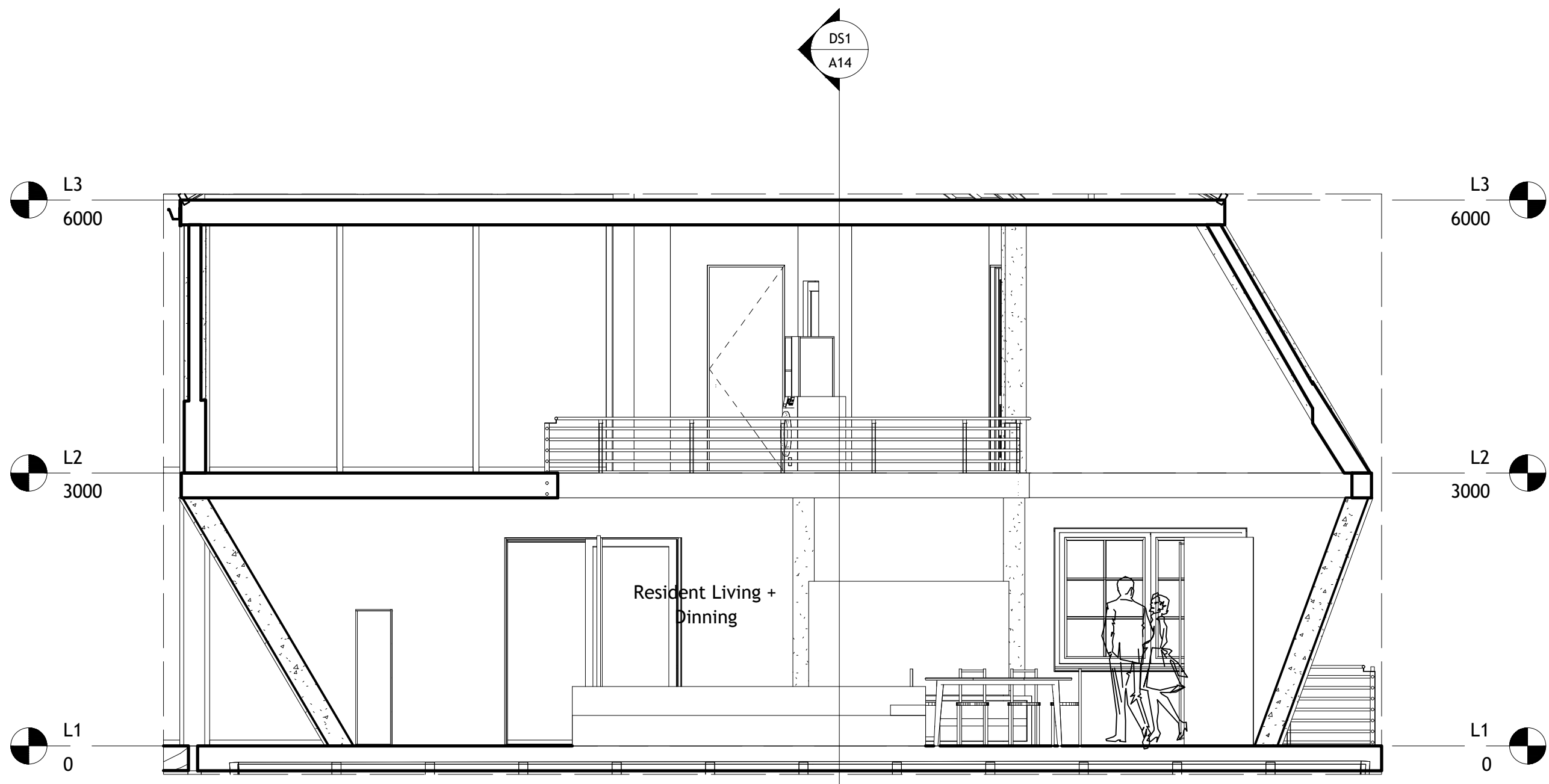
CLIENT
 MR. HANEEF
 PROJECT NAME
 SWAYLINE RESIDENCES
 LOCATION
 AA. THODDOO
 DRAWING TITLE
 D1 SECTION 2

ARCHITECTURAL COMMUNICATION V (ARC303)
 AHMED ANOOF IBRAHIM
 (S082056)

| | | |
|-----------------------|--------------------|-------------|
| DRAWN BY ANOOF | DESIGN BY ANOOF | CHECKED BY |
| DISCIPLINE GENERAL | SHEET SIZE A3 | SCALE 50 |

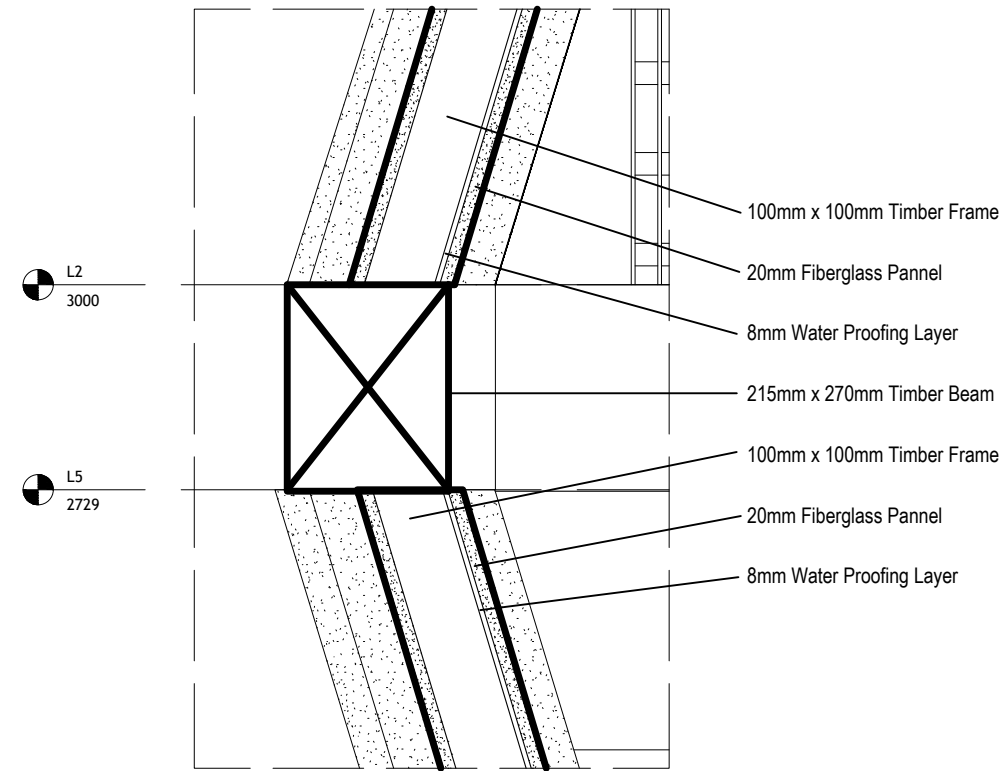


PAGE NUMBER
A15

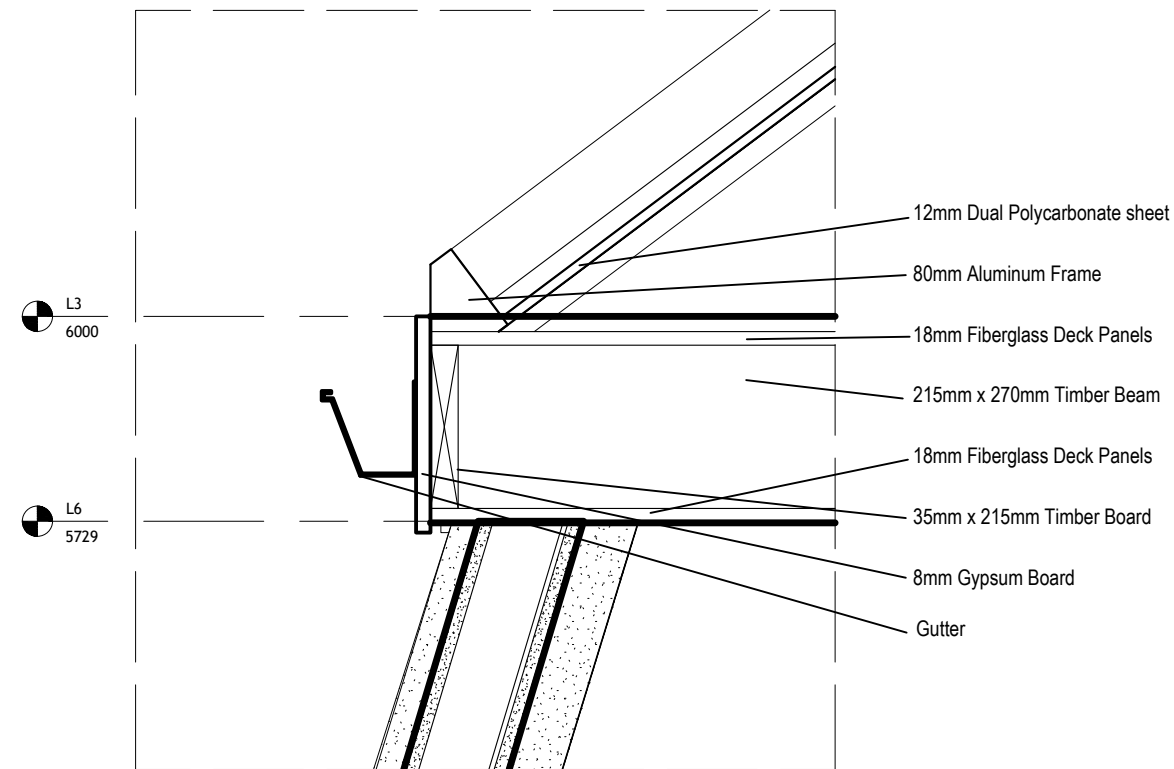


D1 SECTION 2
SCALE 1:50

GENERAL NOTES
 - Do not scale the drawings.
 - All dimensions are in millimeters unless noted otherwise.
 - All dimensions are indicative, and must be confirmed at the site by the contractor.



D1 DETAIL 1
 SCALE 1:10



D1 DETAIL 2
 SCALE 1:10

DESCRIPTION

ADDITIONAL NOTES

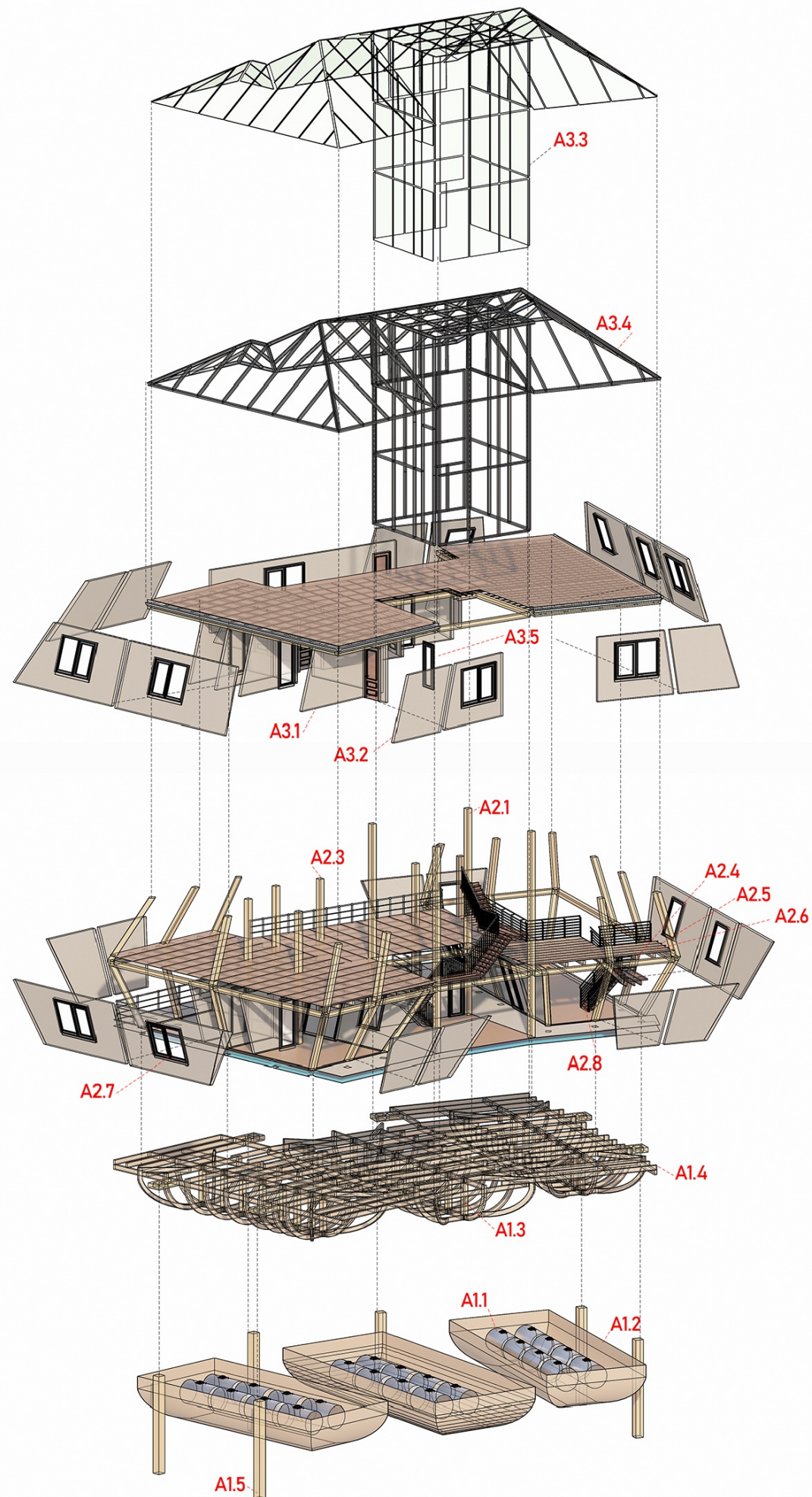
CLIENT
 MR. HANEEF
 PROJECT NAME
 SWAYLINE RESIDENCES
 LOCATION
 AA. THODDOO
 DRAWING TITLE
 D1 DETAILS

ARCHITECTURAL COMMUNICATION V (ARC303)
 AHMED ANOOF IBRAHIM
 (S082056)

| | | |
|-----------------------|------------------|-------------|
| DRAWN BY ANOOF | DESIGN BY | CHECKED BY |
| DISCIPLINE GENERAL | SHEET SIZE A3 | SCALE 10 |

9139897

 anoofa1526@gmail.com



| Component ID | Component Name | Quantity | Unit Cost (MVR) | Total Cost (MVR) |
|--------------------------------------|--|-----------------------|-----------------|------------------|
| A1.1 | Water Storage Tank (Ø1000 × 1700 mm) | 24 units | 5,500 | 132,000 |
| A1.2 | Fiberglass Mesh + Gel Coating (Hull) | 2.2 m ² | 300 | 660 |
| A1.3 | Timber Main Frame (200×200×1800 mm) | 24 pcs | 150 | 3,600 |
| A1.4 | Timber Sub Frame (200×100×5700 mm) | 40 pcs | 250 | 10,000 |
| A1.5 | Reinforced Concrete Mooring Post (400×400×1200 mm) | 6 pcs | 2,500 | 15,000 |
| A2.1 | Timber Column (200×200×9000 mm) | 4 pcs | 1,200 | 4,800 |
| A2.2 | Timber Column (200×200×6000 mm) | 19 pcs | 800 | 15,200 |
| A2.3 | Timber Beam (200×200×6000 mm) | 30 pcs | 800 | 24,000 |
| A2.4 | Deck Rafter (200×100×6000 mm) | 60 pcs | 500 | 30,000 |
| A2.5 | Deck Batten (40×40×6000 mm) | 73 pcs | 200 | 14,600 |
| A2.6 | Fiberglass Deck Panels (12 mm thick) | 436.39 m ² | 350 | 152,736 |
| A3.1 | Interior FRP Wall Panels + Timber Frame | 72 m ² | 1,600* | 115,200 |
| A3.2 | Exterior FRP Wall Panels + Waterproofing | 96 m ² | 1,800* | 172,800 |
| A3.3 | Double-Layer Polycarbonate Sheets (8 mm) | 28 m ² | 300 | 8,400 |
| A3.4 | Aluminum Frame (65×65 mm for Curtain Walls) | 60 m (linear) | 150 | 9,000 |
| A2.7 | Doors (solid + glazed) | 11 pcs | 5,000 | 55,000 |
| A3.5 | Windows | 16 pcs | 3,500 | 56,000 |
| A2.8 | Staircase (Timber w/ fixings) | 2 pcs | 12,000 | 24,000 |
| Total Estimated Material Cost | | | | 842,996 |

GENERAL NOTES
 - Do not scale the drawings.
 - All dimensions are in millimeters unless noted otherwise.
 - All dimensions are indicative, and must be confirmed at the site by the contractor.

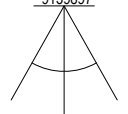
DESCRIPTION

ADDITIONAL NOTES

CLIENT
 MR. HANEEF
 PROJECT NAME
 SWAYLINE RESIDENCES
 LOCATION
 AA. THODDOO
 DRAWING TITLE
 ASSEMBLY DRAWING

ARCHITECTURAL COMMUNICATION V (ARC303)
 AHMED ANOOF IBRAHIM
 (S082056)

| | | |
|-----------------------|------------------|--------------|
| DRAWN BY ANOOF | DESIGN BY | CHECKED BY |
| DISCIPLINE GENERAL | SHEET SIZE A3 | SCALE NTS |

9139897

 anoofa1526@gmail.com